




Section 1.5: Attach Bed Assembly to Base Frame and Top Frame to Uprights

Written By: Leland Crowther

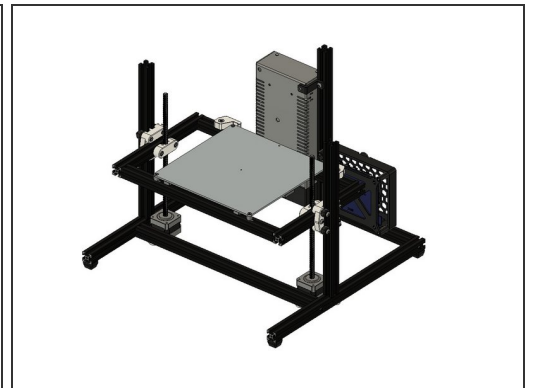
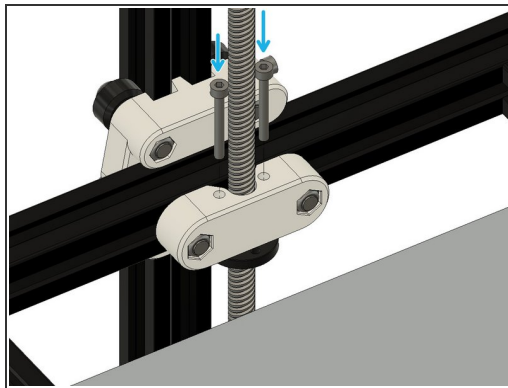
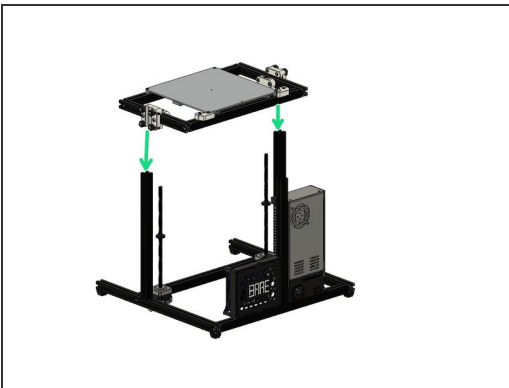


Step 1 — Prepare Parts




- M3x25 socket head screw (4x)
- Bed Frame assembly

Step 2 — Mount Bed Frame and Top Frame to rest of Frame




- Guide bed frame assembly onto uprights
- Let bed frame rest on lead nuts. Insert M3 screws into threaded holes in leadnut
- ⓘ Use ball end allen key

Step 3 — Prepare Parts



- M5x25 flat head screw (x3)

Step 4 — Attach top frame



- Align top frame with uprights
- Fasten frame with M5x25 screws